

FLUORESCENT LAMPS


The bulb shape and size of a fluorescent lamp are expressed by means of a code consisting of the letter "T" (which designates that the bulb is "tubular" in shape) followed by a number that expresses the diameter in eighths of an inch. Diameters range from T2 ($\frac{1}{4}$ inch) to T17 ($2\frac{1}{8}$ inch). In nominal overall length, linear fluorescent lamps range from 6 to 96 inches. The nominal length is measured from back of lamp holder to back of lamp holder. For example, the actual overall length of the 40-watt rapid start T12 lamp with a nominal length of 48 inches is 47 $\frac{3}{4}$ inches. The nominal length given for PENTRON® linear lamps is the closest familiar nominal length. CURVALUME® U-shaped fluorescent lamps are available as OCTRON® T8 lamps with leg spacings of 1 $\frac{1}{2}$ inches and 6 inches and as rapid start T12 lamps with leg spacings of 3 $\frac{1}{2}$ inches and 6 inches. The leg spacing is measured from the center of one leg to the center of the other leg. The overall length of the CURVALUME lamps is measured from the face of the bases to the outside of the glass bend. Circline lamps, which are circular in shape, are available as T9 lamps with outside diameters of 6 $\frac{1}{2}$, 8, 12 and 16 inches as well as PENTRON T5 lamps with outside diameters of 8.85 and 11.77 inches. The overall length of DULUX® compact fluorescent lamps is measured from the bottom of the base to the outside edge of the glass. In many cases, the bottom of the base is the bottom of the center post of the base of the lamp.

T2 MINIATURE



T2 Axial Base ($\frac{2}{8}$ " Diameter)

PREHEAT, RAPID START



Preheat T5 Miniature Bipin ($\frac{5}{8}$ " diameter)
PENTRON T5 Miniature Bipin ($\frac{5}{8}$ " diameter)




T8 Medium Bipin (1" diameter)




OCTRON T8 Medium Bipin (1" diameter)
Rapid Start or Instant Start operation



T12 Medium Bipin (1-1/2" diameter)



U-Shaped T12
(1-1/2" diameter)
6" leg spacing



OCTRON T8 U-Shaped
with 1 5/8" leg spacing
(1" diameter)



OCTRON T8 U-Shaped
with 6" leg spacing
(1" diameter)



ICETRON®


HIGH OUTPUT AND VERY HIGH OUTPUT



OCTRON T8 Recessed Double Contact (1" diameter)



T12 Recessed Double Contact (1-1/2" diameter)



T14-1/2 Recessed Double Contact (1-13/16" diameter)

INSTANT START



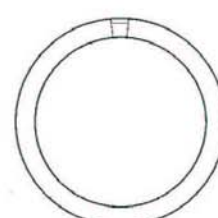
T6 Single Pin ($\frac{3}{4}$ " diameter)



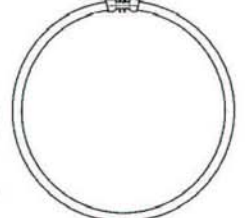
T8 Single Pin (1" diameter)
OCTRON T8 Single Pin (1" diameter)



T12 Single Pin (1-1/2" diameter)



CIRCLINE 4-Pin T-9
(6-1/2", 8", 12", 16"
outside diameters)



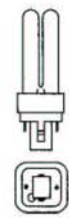
PENTRON CIRCLINE 4-Pin T5
(8.85" & 11.77"
outside diameters)



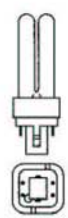
DULUX S



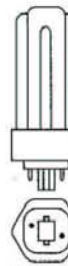
DULUX S/E



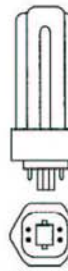
DULUX D




DULUX D/E



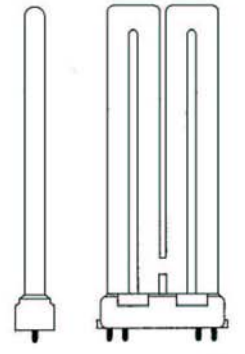
DULUX T



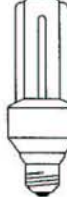
DULUX T/E
DULUX T/E/IN



DULUX L



DULUX F



DULUX EL Triple




DULUX EL TWIST



DULUX EL CLASSIC
(A-Shape)



DULUX EL BULLET



DULUX EL Low
Profile GLOBE



DULUX EL
GLOBE



DULUX EL
REFLECTOR



BR-30



DULUX EL Circline
(6-1/2" & 8" outside diameters)

Call Sital's Supplies Today For More Information and All Your Lighting Needs!

1-800-426-3938